

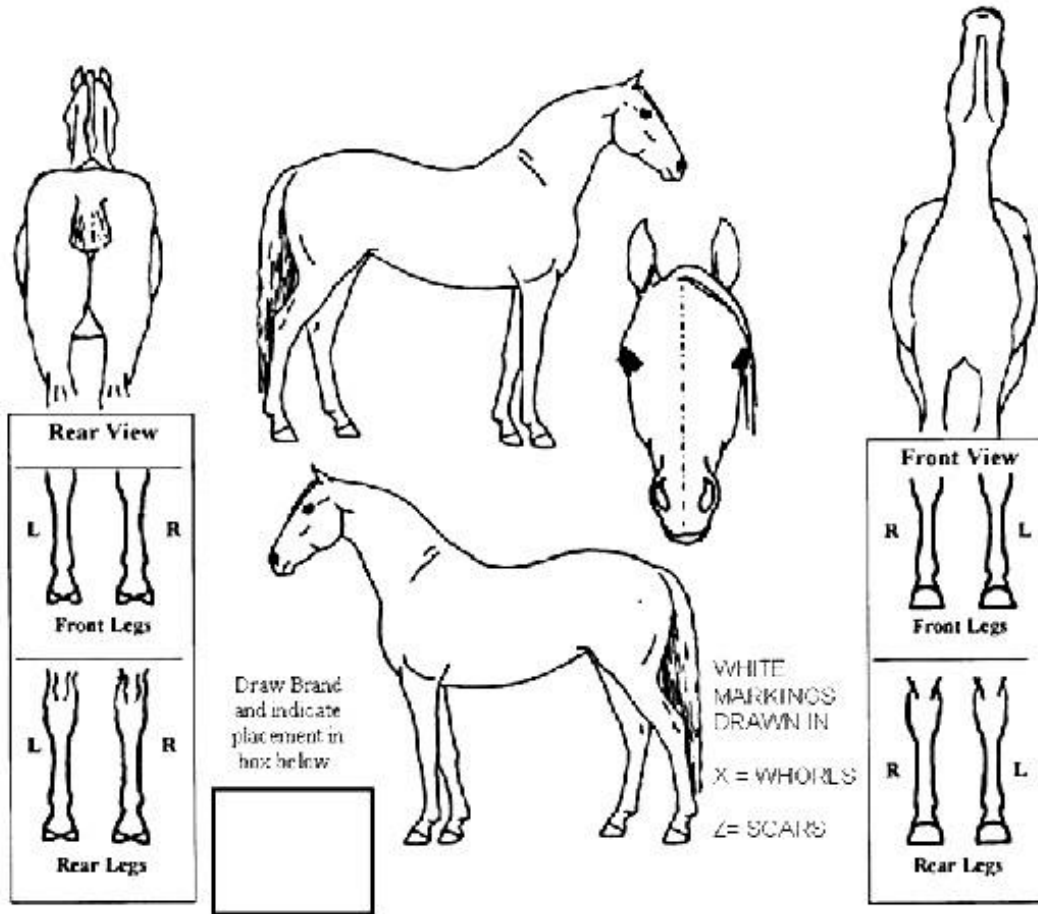
FEES:

For current fee schedule

- See website. www.TheAndalusianHorse.com
- Full Membership + Duplicate Certificate fee.

Payments

- We only accept credit cards online (not over the phone).
- We accept checks drawn from a US Bank or International Money Order.
- If you live out side the US foreign fees apply.




Draw all white marking on head, legs and body. Do not draw in black points on Bay/Grey If no markings are shown here, you must write none on Page 1 section 1. Mark all scars, and whorl (A whorl is hair growing outward from a central point).

Draw all brands and where they appear. If you need additional assistance, see our website www.TheAndalusianHorse.com

IT IS SUGGESTED THAT YOU USE LIGHT PENCIL MARKS UNTIL YOU HAVE CORRECTLY REPRESENTED THE MARKINGS AND THEN TRACE OVER THESE WITH BLACK INK.

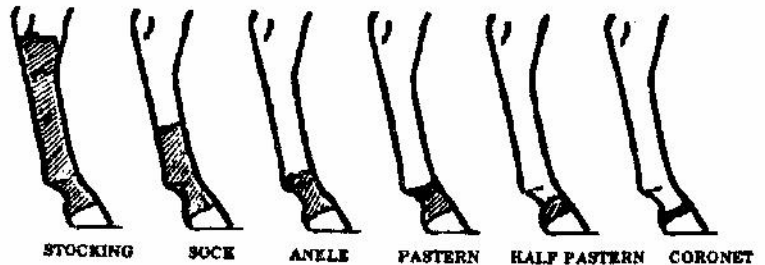
Use these examples to complete the drawing



STAR STRIP BLAZE BALD FACE SNIP



STAR AND STRIP CONNECTED STAR, STRIP, SNIP CONNECTED STAR, STRIP, SNIP



STOCKING SOCK ANKLE PASTERN HALF PASTERN CORONET